

9301

Heavy-Duty Slide

- Up to 500-lb. load rating
- Full extension
- Side or flat mount



Store Fixtures



Kitchen Pantries

Load Ratings

- Flat mount: 150 lbs./pair
Drawers up to 32" wide*
- Mobile applications: 300 lbs./pair
Drawers up to 32" wide*
- Frequent usage: 400 lbs./pair
Drawers up to 42" wide*
- Moderate usage: 500 lbs./pair
Drawers up to 18" wide*
- Bracket-mount applications:
Drawers up to 18" wide: 500 lbs./pair
Drawers up to 42" wide: 350 lbs./pair

* Lengths 12"-36". For load ratings on longer lengths, consult product technical sheet. Load ratings based on 10,000 cycle test.



Cookware and Appliance Drawers

Accuride



9301 Heavy-Duty Slide

Model 9301 is designed for use in a variety of storage applications including large pantry pull-outs, vehicular storage, or other wider, heavier drawers. Platform bracket kits provide six additional mounting configurations, offering installers a broader range of application solutions.

Features and Benefits

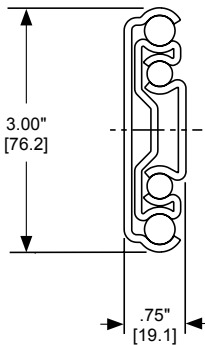
- Full extension for complete access.
- Non-disconnect to prevent accidental drawer removal.
- Side or flat mounting increases versatility.
- Extra silencing ensures quiet movement.

Availability

- Clear zinc finish
- Available in even lengths 10"-36", 40", 42", 44", 48", and 60".

Optional Platform Bracket Kits

- Provides six additional mounting configurations.
- Available in lengths of 12", 16", 22", and 28".
- Four bracket lengths have been designed to be used individually or in combination to accommodate slide lengths 12" and up.
- See technical sheet for ordering information.
- Clear zinc finish





Authorized Distributor

Platform Bracket Mounting Options



Bottom-Mount

Entertainment unit shelving
Heavy-duty storage platforms




Side-Mount Options

Pantry pull-out units
Printer/Scanner platforms



Follow us



Accuride

12311 Shoemaker Avenue
Santa Fe Springs, CA 90670
(562) 903-0200 • (562) 903-0208 Fax
www accuride.com