

SPECIALTY CASEWORK :: LABORATORIES

Accuride drawer slides are an important part of the manufactured casework used in laboratories, schools, and health care facilities. Drawers in these applications tend to be wide and are vulnerable to lateral forces; therefore, Accuride recommends slides specifically designed and tested for these conditions. Additionally, wide drawers often make drawer removal difficult. Slides designed with a rail mounting system make this task easier, allowing for cabinet reconfiguration and access to the area behind cabinets.



SPECIFICATION SUGGESTIONS

The Scientific Equipment & Furniture Association (SEFA) has published SEFA 8 Recommended Practices for Laboratory Furniture, Casework, Shelving and Tables. Accuride has tested the following recommended products using SEFA 8 test standards. Our suggestions for including Accuride ball bearing slides in manufactured casework specifications reflect these recommended practices.

A. Drawer Slides for Light- and Medium-Duty Drawers

1. Drawers 33.5 in. [851 mm] wide or less, drawer width of a standard 3-foot case section: Accuride **7434** (7432, full extension) all ball bearing slide, with rail mount, full extension + 1 in. [25 mm] over travel, hold-in detent, 100 lb./pr. [45 kg] load rating, and progressive movement.
 - a. Standard finish: clear zinc
 - b. Optional finish: black zinc

B. Drawer Slides for Heavy-Duty Drawers

1. Drawers 42 in. [1067 mm] wide or less, drawer width of a standard 4-foot case section: Accuride **3640A** all ball bearing slide, with rail/bracket mount, full extension + 1 in. [25 mm] over travel, hold-in detent, and 200 lbs./pr. [91 kg] load rating.
 - a. Standard finish: clear zinc
 - b. Optional finish: black zinc
2. Drawers 42 in. wide or less: Accuride **7957** (7950, non-disconnect) all ball bearing slide, with full extension, handed lever disconnect, and 350 lbs./pr. [159 kg] load rating.
 - a. Standard finish: clear zinc



Models 7434, 7432, and 3640A are BHMA certified.

SPECIALTY CASEWORK :: LABORATORIES

Recommendations for slide selections for manufactured casework for laboratory applications are based on the following testing:

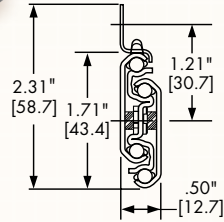
Slide Model*	Drawer Width	Gross Load	Cycles	Comment
7434-22	33.5 in.	100 lbs.	50,000	Cycle tested with side and center pull, drawer mounted with rail.
3640A-18	42 in.	200 lbs.	75,000	Cycle tested with side and center pull, mounted with rail/bracket.
7950/7957-18	42 in.	350 lbs.	10,000	Cycle tested with side and center pull.

*Two-digit number after dash indicates slide length.

7434/7432



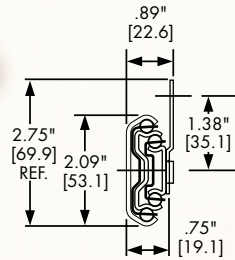
BHMA
CERTIFIED



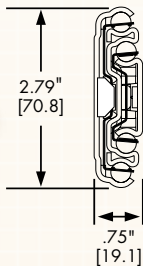
3640A



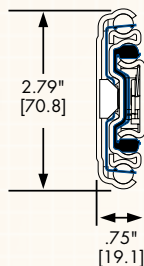
BHMA
CERTIFIED



7950



7957



SLIDE FEATURES

Model 7434/7432

- Rail mount and disconnect
- 7434 - 1 in. over travel
- 7432 - Full extension
- Progressive movement
- Hold-in detent

Model 3640A

- Rail/bracket mount and disconnect
- 1 in. over travel
- Hold-in detent

Model 7950/7957

- Side or hard mount
- Full extension
- 7950 - Non-disconnect
- 7957 - Handed lever disconnect
- This slide may be flat mounted; this reduces the load rating to 150 lbs. [68 kg] per pair.



All Accuride products comply with the Restriction of Hazardous Substances Directive (RoHS).

Follow us



Photo Credits center image on front —
Project Name: Gonda Neuroscience and Genetics Research Center, UCLA
Laboratory Designers: McLellan & Copenhagen
Design Architects: Venturi, Scott Brown and Associates
Casework Manufacturers: Valley City Manufacturing

Accuride

12311 Shoemaker Avenue
Santa Fe Springs, California 90670
Specifier Support Line 888 459-8624
562 903-0200
www.accuride.com



MIX

Paper from responsible sources

FSC® C009056