

## SPECIALTY CASEWORK :: STORE FIXTURES

When it comes to store fixtures, a carefully chosen slide can mean the difference between a hazardous work area and an attractive, unobstructed walkway or display. Important factors to consider are slide strength, how easily the drawer can be removed, and the special features best suited to the environment.



### SPECIFICATION SUGGESTIONS

#### A. Drawer Slides for Light- and Medium-Duty Drawers

1. Drawers 16 in. [406 mm] wide or less: Accuride **3832** all ball bearing slide, with lever disconnect, hold-in detent, full extension, and 100 lbs./pr. [45 kg] load rating.
  - a. Standard finish: clear zinc
  - b. Optional finishes: black zinc, electrocoat white
  - c. Optional features: Self-closing, touch release, heavy-duty self closing, heavy-duty touch release, weather resistant, detent-out, and Easy-Close.\*
2. Drawers 24 in. [610 mm] wide or less: Accuride **7434** (7432, full extension) all ball bearing slide, with rail mount, full extension + 1 in. [25 mm] over travel, hold-in detent, 100 lbs./pr. [45 kg] load rating, and progressive movement.
  - a. Standard finish: clear zinc
  - b. Optional finish : black zinc
3. Drawers 30 in. [762 mm] wide or less: Accuride **3132EC Eclipse**, fully concealed undermount slide with ball bearing and polymer rollers, lever disconnect, full extension, soft-closing action, and 100 lbs./pr. [45 kg] load rating.
  - a. Standard finish: clear zinc

#### B. Drawer Slides for Heavy-Duty Drawers

1. Drawers 24 in. [610 mm] wide or less: Accuride **4034** all ball bearing slide, with rail mount, hold-in detent, full extension + 1.5 in. [38 mm] over travel, 150 lbs./pr. [68 kg] load rating, and progressive movement.
  - a. Standard finish: clear zinc
  - b. Optional finish: black zinc
2. Drawers 42 in. [1067 mm] wide or less: Accuride **3640A** all ball bearing slide, with rail/bracket mount, full extension + 1 in. [25 mm] over travel, hold-in detent, and 200 lbs./pr. [91 kg] load rating.
  - a. Standard finish: clear zinc
  - b. Optional finish: black zinc
3. Drawers 42 in. [1067 mm] wide or less: Accuride **7957** (7950, non-disconnect) all ball bearing slide, with full extension, hand lever disconnect, and 350 lbs./pr. [159 kg] load rating.
  - a. Standard finish: clear zinc

**BHMA**<sup>™</sup>  
**CERTIFIED**

Models 3832SC, 7434, 7432, 3132EC,  
3132SC and 3640A are BHMA certified.

\* Check for available finishes.

**Accuride**<sup>®</sup>  
Always Moving Forward

# SPECIALTY CASEWORK :: STORE FIXTURES

Recommendations for slide selections for manufactured casework are based on the following testing:

Slide Model*	Drawer Width	Gross Load	Cycles	Comment
3832-18	16 in.	100 lbs.	50,000	Cycle tested from center pull only.
3132EC-18	30 in.	100 lbs.	50,000	Cycle tested from center pull only.
7434-18	24 in.	100 lbs.	75,000	Cycle tested with side and center pull, drawer mounted with rail.
4034-18	24 in.	150 lbs.	75,000	Cycle tested with side and center pull, drawer mounted with rail.
3640A-18	42 in.	200 lbs.	75,000	Cycle tested with side and center pull, mounted with rail/bracket.
7950/7957-18	42 in.	350 lbs.	10,000	Cycle tested with side and center pull.

\*Two-digit number after dash indicates slide length.

## SLIDE FEATURES

### Model 3832

- Side or hard mount
- Lever disconnect
- Full extension
- Options: self-closing, touch release, heavy-duty self-closing, heavy-duty touch release, weather resistant, detent-out, and easy-close.\*

### Eclipse

### Model 3132EC

- Undermount
- Lever disconnect
- Full extension
- 3132EC - Easy-Close mechanism brings drawers to a smooth, gentle close.

### Models 7434/7432

- Rail mount and disconnect
- 7434 - 1 in. over travel
- 7432 - full extension
- Progressive movement
- Hold-in detent

### Model 4034

- Rail mount and disconnect
- 1 in. over travel
- Progressive movement
- Hold-in detent

### Model 3640A

- Rail/bracket mount and disconnect
- 1 in. over travel
- Hold-in detent

### Models 7950/7957

- Side or hard mount
- Full extension
- 7950 - non-disconnect
- 7957 - handed lever disconnect
- This slide may be flat mounted; this reduces the load rating to 150 lbs. [68 kg] per pair.



All Accuride products comply with the Restriction of Hazardous Substances Directive (RoHS).

Follow us



# Accuride

12311 Shoemaker Avenue  
 Santa Fe Springs, California 90670  
 Specifier Support Line 888 459-8624  
 562 903-0200  
[www.accuride.com](http://www.accuride.com)



FSC  
[www.fsc.org](http://www.fsc.org)

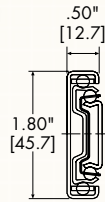
MIX

Paper from responsible sources

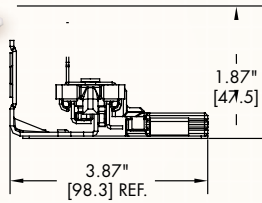
FSC® C009056



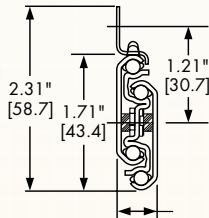
3832



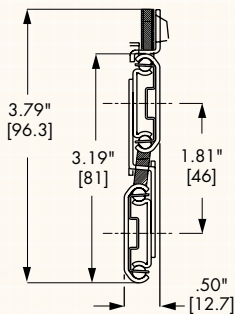
3132EC



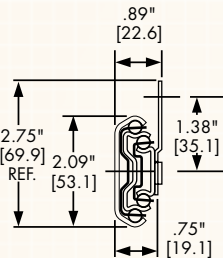
7434/7432



4034



3640A



7957

