



APPLICATIONS: Rear bracket kit to accommodate face frame mounting. No tools need to mount bracket to slide. Bracket provides 2" [50.8] adjustment range.

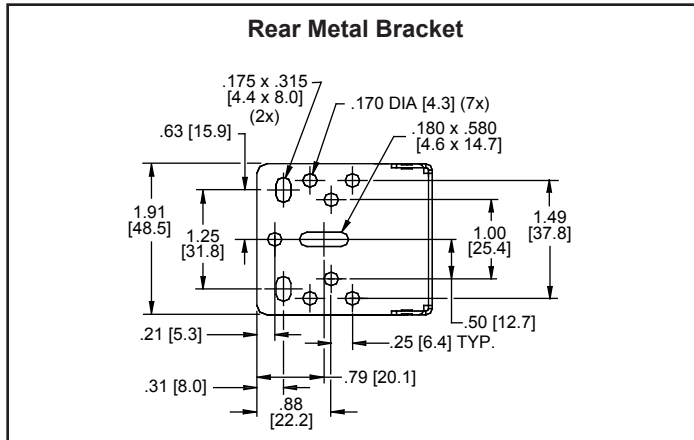
REAR FACE FRAME BRACKET KIT

Part Number 4180-0745-XE

For Use With Slide Model 3832EC

Installation Instructions

See 3832EC technical sheet for additional slide details.



Attach the Rear Bracket

1. First, separate slide members by actuating the disconnect lever, located on the drawer (small) member.
2. Push rear bracket onto the cabinet (large) member. See Figure 1.

Mount Slide to Cabinet

1. Secure a 3/4" x 2" vertical mounting strip to the rear wall or cabinet back for each slide. See Figure 3.
2. Mount slide to cabinet by inserting a screw through the front face frame mounting hole, located on the cabinet member. See Figure 1.
3. Extend the rear bracket until it contacts the rear vertical mounting strip. Check that both cabinet members are vertically and horizontally parallel. Mount the rear bracket using the two vertical slots. Make any necessary adjustment. See Figure 2.
4. Secure the rear bracket with a screw in round hole. Tighten the first screw. See Figure 2.

Mount Slide to Drawer

1. See Figure 3 for drawer member setback.
2. Install drawer member through vertical slots.
3. Insert drawer member making sure ball bearing retainers are fully forward. Close drawer completely.
4. Adjust vertical position and install 2 more screws in round holes after free movement is achieved. See Figure 3.

Specifications

Rear face frame brackets: Cold rolled steel

RoHS compliant

NOTE: Specifications, materials, prices, terms, and delivery are subject to change without notice

For the most current technical information visit www.accuride.com

Figure 1.

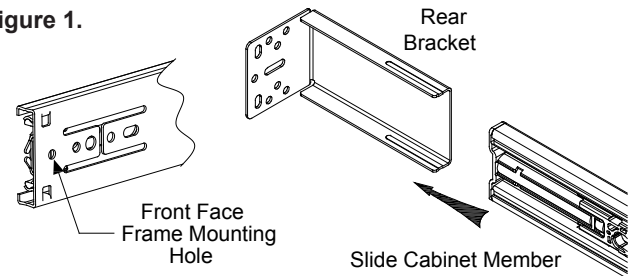


Figure 2.

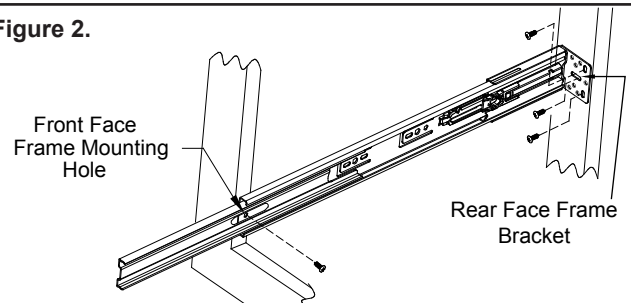
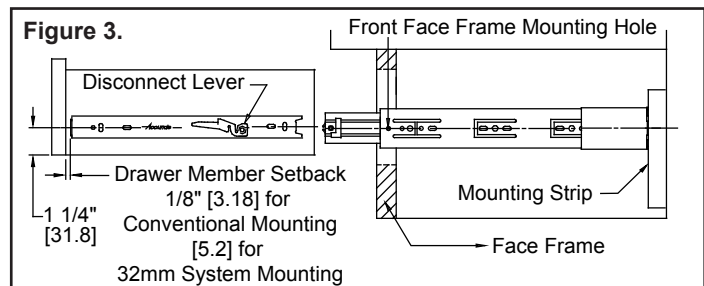


Figure 3.



Ordering/Packaging Information

Order brackets in a **kit** or in **bulk**. Brackets are available in zinc finish only.

To order the kit, specify part number 4180-0745-XE. Each kit contains 2 rear brackets and one installation sheet in a polybag. Order one kit per pair of slides ordered. Kits are packaged 50 per box.

To order in bulk, specify part number 4010-0668-CE. Order 2 rear brackets per pair of slides ordered. Brackets are packaged 100 each per box.



ACCURIDE INTERNATIONAL INC.

12311 Shoemaker Avenue
Santa Fe Springs, CA 90670

TEL (562) 903-0200

FAX (562) 903-0208

www.accuride.com

Manufacturing, Engineering, and Sales

United States • Germany • Japan • Mexico • United Kingdom • China

Copyright © 2014 Accuride International Inc. 3700-9558(1263)-MK0314-N-0314