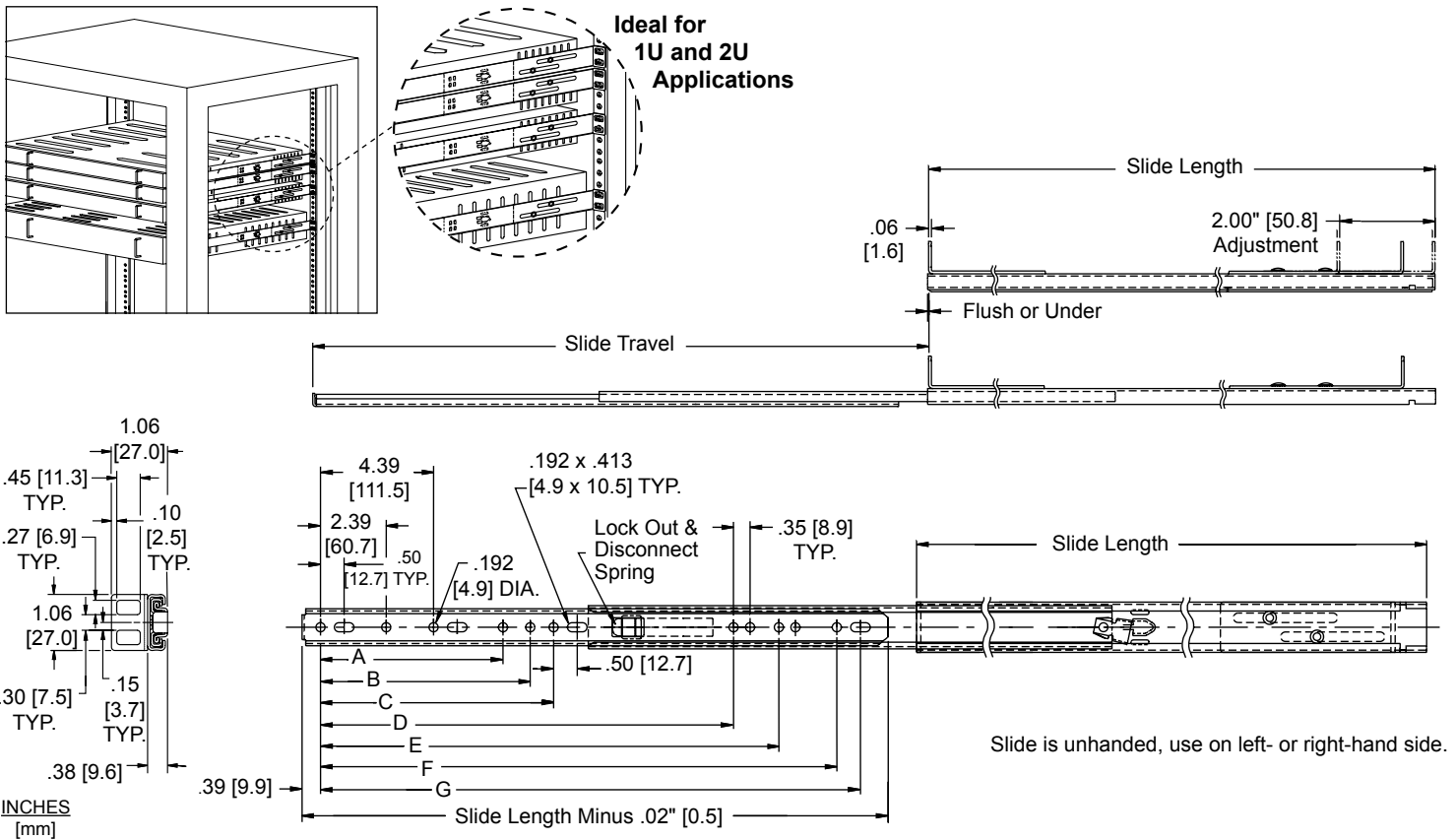


**APPLICATIONS:** Use model 2807 whenever a light duty, low profile, ultra-thin, over travel, rack mount slide is required. For use on electronic cabinets, keyboards, fantrays, and other small electronic chassis applications. **This product is covered by U.S. patents issued and pending.**

Electronic Enclosure, Low Profile Slide  
 3/8" [9.6] Width, 1.06" [27.0] Height  
 Three Member, 2" [50.8] Over Travel  
 Enhanced Friction Movement  
 Up to 100 lb. [45 kg] Capacity\*



- Finish** Bright electro-zinc (C)
- Lengths** 10"–30" [254 mm–762 mm]
- Height** 1.06" [27.0 mm]
- Load** 100 lbs. [45 kg] per pair\*
- Side Space** .38" + .020"/-.010 [9.6 mm + 0.51/-0.25]
- Travel** 2.00" [50.8 mm] Over travel
- Mounting** Chassis member: #8 slotted pan head **or** #10 allen socket/button head screw  
Outer member: Fixed front and adjustable rear bracket
- Features** Latch disconnect; lock in the open position; chassis members are interchangeable

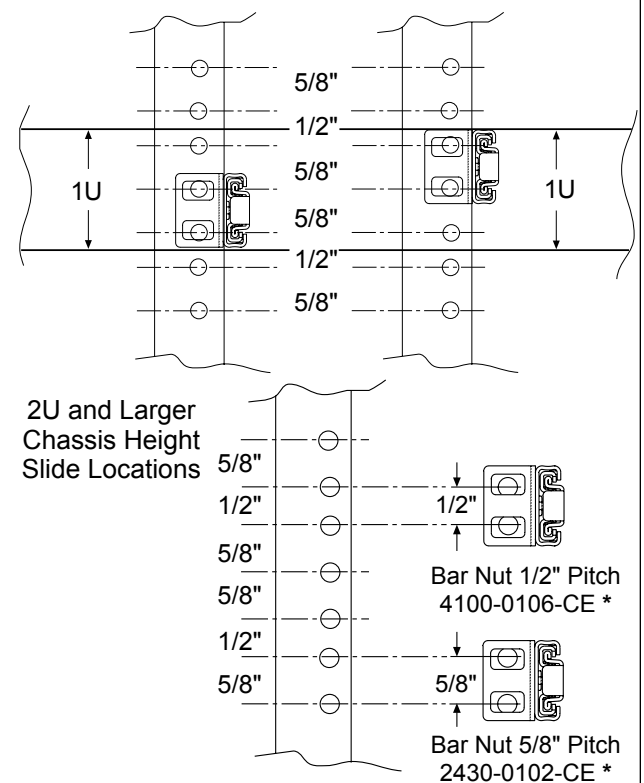
Part Number	Slide Length	Slide Travel	Load Rating	A	B	C	D	E	F	G
2807-10	10.00 [254]	12.00 [305]	100 lbs [45 kg]							
2807-12	12.00 [305]	14.00 [356]	100 lbs [45 kg]						9.75 [247.6]	
2807-14	14.00 [356]	16.00 [406]	95 lbs [43 kg]						11.25 [285.5]	11.75 [298.4]
2807-16	16.00 [406]	18.00 [457]	90 lbs [40 kg]	6.40 [162.6]	6.75 [171.5]				13.25 [336.5]	13.75 [349.2]
2807-18	18.00 [457]	20.00 [508]	80 lbs [36 kg]			6.49 [164.8]	12.38 [314.3]		15.25 [387.3]	15.75 [400.0]
2807-20	20.00 [508]	22.00 [559]	80 lbs [36 kg]		6.78 [172.1]	8.00 [203.2]	14.03 [356.2]		17.25 [438.1]	17.75 [450.8]
2807-22	22.00 [559]	24.00 [610]	75 lbs [34 kg]			8.39 [213.0]	16.03 [407.0]		19.25 [488.9]	19.75 [501.6]
2807-24	24.00 [610]	26.00 [660]	70 lbs [31 kg]	10.00 [254.0]	10.78 [273.7]			18.03 [457.8]	21.25 [539.7]	21.75 [552.4]
2807-26	26.00 [660]	28.00 [711]	65 lbs [29 kg]	5.53 [140.3]	9.15 [232.4]	10.60 [269.1]	16.40 [416.6]	20.03 [508.6]	23.25 [590.5]	23.75 [603.2]
2807-28	28.00 [711]	30.00 [762]	60 lbs [27kg]	7.53 [191.1]	11.15 [283.2]	12.00 [304.8]	18.40 [467.4]	22.03 [559.4]	25.25 [641.4]	25.75 [654.0]
2807-30	30.00 [762]	32.00 [813]	60 lbs [27kg]		9.53 [241.9]	12.6 [319.9]	20.40 [518.2]	24.03 [610.2]	27.25 [692.1]	27.75 [704.9]

\* Load rating based on slides mounted on a 16" wide chassis cycled 2,000 times.

## Installation Instructions

- Slide has fixed location front EIA bracket and attached adjustable rear bracket.
- The slide length determines cabinet rail to rail distance +0.00 / - 2.00 inches.
- Slide chassis (drawer) member is removable. Separate slide members by depressing the latch disconnect.
- Install cabinet members into EIA rack with #10-32 screws (not provided) and secure with bar nuts (optional). Rear adjustment is possible by aligning the back bracket. Do not tighten screws until final adjustment is made.
- Mount slide drawer members (smallest) to the chassis.
- See Figure 1 (below) for mounting techniques specific to the type of rail. Accuride recommends using bar nuts to attach brackets to rails.
  - \* For 1/2" pitch pattern use Accuride bar nut #4100-0106-CE.
  - \* For 5/8" pitch pattern use Accuride bar nut #2430-0102-CE.
  - See Figure 2.\*
- With cabinet members in the open or closed position, install chassis by engaging the slide members and close completely. Check slide alignment by opening and closing the chassis. Any sign of binding indicates lateral stress or misalignment.
- Adjust slide position until movement is smooth. Tighten all screws and complete installation.

Figure 2 1U Chassis Height Slide Locations



### Slide Ordering Instructions

Complete your slide order for Accuride Model 2807 by specifying the following information. For example:

Required Slides 10 Pair C 2807 -18 D  
 Slide Finish \_\_\_\_\_  
 Slide Model \_\_\_\_\_  
 Slide Length \_\_\_\_\_  
 Optional Polybag Packaging \_\_\_\_\_

### Packaging

**Bulk (P) Pack:** All lengths are packaged 10 pair per box.

**Distributor (D) Pack:** Polybag packaging includes two slides (1 pair in polybag) and installation instructions. All lengths are packaged 10 pair per box. Mounting hardware not included.

### Specifications

Slide members: Cold rolled steel  
 Finish: Bright electro-zinc  
 RoHs Compliant

**NOTE:** Specifications, materials, prices, terms, and delivery are subject to change without notice.

# Accuride

ACCURIDE INTERNATIONAL INC.

12311 Shoemaker Avenue  
 Santa Fe Springs, CA 90670

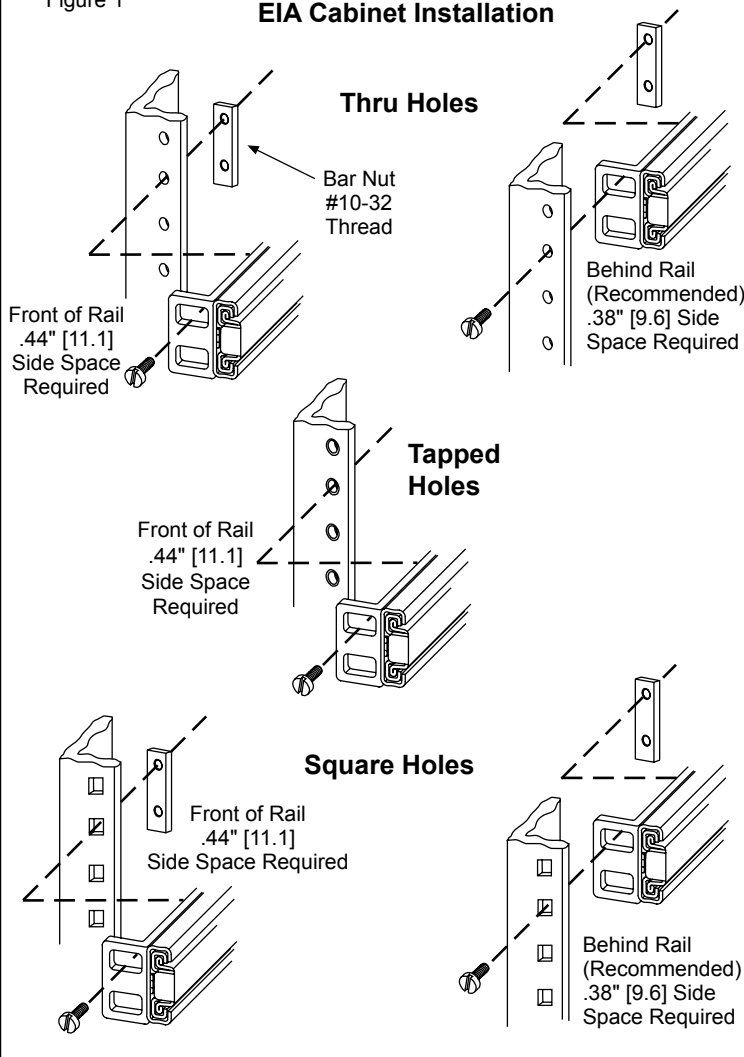
TEL (562) 903-0200  
 FAX (562) 903-0208  
 www accuride.com

Manufacturing, Engineering, and Sales  
 United States • Germany • Japan • Mexico • United Kingdom • China

Copyright © 2007 Accuride International Inc. 3700-9447(1083)-MK087-R7-0215

Figure 1

### EIA Cabinet Installation



For the most current technical information visit [www accuride.com](http://www accuride.com)