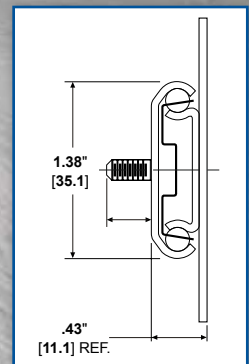
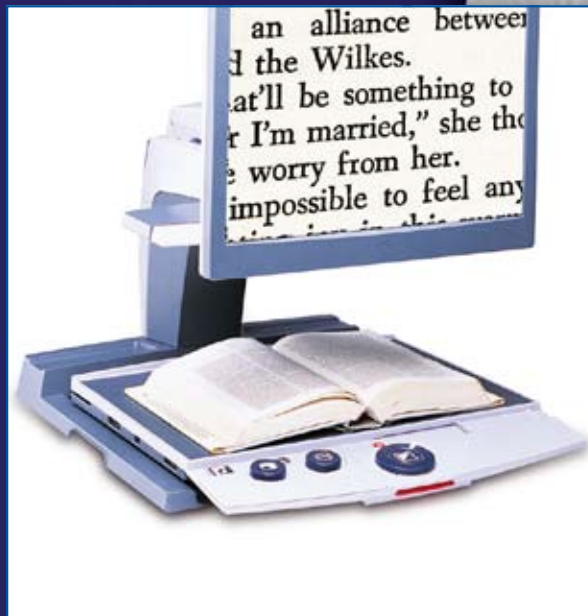



Model 115

Linear Motion Slide

- Load ratings:
 - Flat mounted – up to 132 lbs. per pair
 - Side mounted – up to 110 lbs. per pair
- May be mounted vertically as a non-load bearing guide
- Precise linear motion through the entire length of travel



Model 115

Linear Motion Slide

Provides precise linear motion within the length of the slide outer member.

Model 115 is a low-cost and versatile solution for component guidance, support, or adjustment in a wide range of installations. Application uses include laptop docking stations in utility vehicles or bins in postal or delivery vehicles; reading machines for the visually impaired; traffic barriers; diagnostic equipment, and material handling in manufacturing machinery.



Features and Benefits

- **Model 115 may be side, flat, or vertically mounted**
- **Load ratings:**
 - Flat mounted – up to 132 lbs. per pair
 - Side mounted – up to 110 lbs. per pair
 - Vertically mounted - Non-load bearing guide only
- **Precise linear motion** through the entire length of travel
- A **guide belt** synchronizes the moving elements of the slide, ensuring smooth and consistent travel
- The **moving member** is fully supported on ball bearings at all times
- Tested to **10,000 cycles** per pair

Availability/Packaging

- **Even lengths** 12" to 28", plus 32", 36", and 40"
- **Clear zinc finish**

Accuride

12311 Shoemaker Avenue
Santa Fe Springs, CA 90670
(562) 903-0200
(562) 903-0208 Fax
www.accuride.com

©2009 Accuride International Inc.
2070H-New-1009-Digital

Authorized Distributor

