

Two-Way Movement Solutions

Accuride brings you the finest precision slides for applications that require drawer access from both sides of a cabinet. Our selection of two-way slides include light- and heavy-duty, full travel, and corrosion-resistant options. Whether for home, commercial, or industrial use, Accuride has you covered.

AL4165

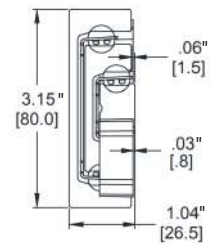
NEW

ALUMINUM HEAVY-DUTY & FULL-TRAVEL SLIDE

- Two-way full travel
- Tackles loads up to 594 lbs.
- Tested to 10,000 cycles
- Aluminum slide members
- Stainless steel bearings
- Non-disconnect to ensure drawers cannot be removed
- Available in 16 to 40 in. (four-inch increments)



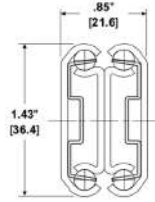
AL4165



0363

LIGHT-DUTY & FULL-TRAVEL SLIDE

- Two-way full travel
- Supports loads up to 100 lbs.
- Tested to 80,000 cycles
- Center detent keeps applications in position till use
- Non-disconnect to ensure conveyances cannot be removed
- Available in even lengths 12-24, 28, and 32 in.
- Available in clear zinc finish



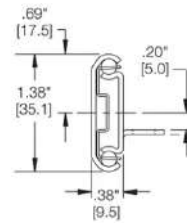
0363

Detent and sequencing design ensures proper slide function.

2002

LIGHT-DUTY & QUICK-MOUNT SLIDE

- Two-way ¾ travel
- Supports loads up to 50 lbs.
- Comes with tabs for quick mounting
- Center detent keeps applications in position till use
- Non-disconnect to ensure conveyances cannot be removed
- Available in even lengths 12-28 in.
- Available in clear zinc or black finish



A good solution for partitioned indoor/outdoor access.



Expands access in mobile supply carts.



Authorized Distributor

Accuride®

12311 Shoemaker Avenue
 Santa Fe Springs, CA 90670
 562.903.0200 • fax: 562.903.0208
www.accuride.com



Accuride printed materials are printed with soy-based inks. Printed on paper that contains recycled materials and conforms to the latest sustainable arboriculture guidelines.

Follow us:

